

4

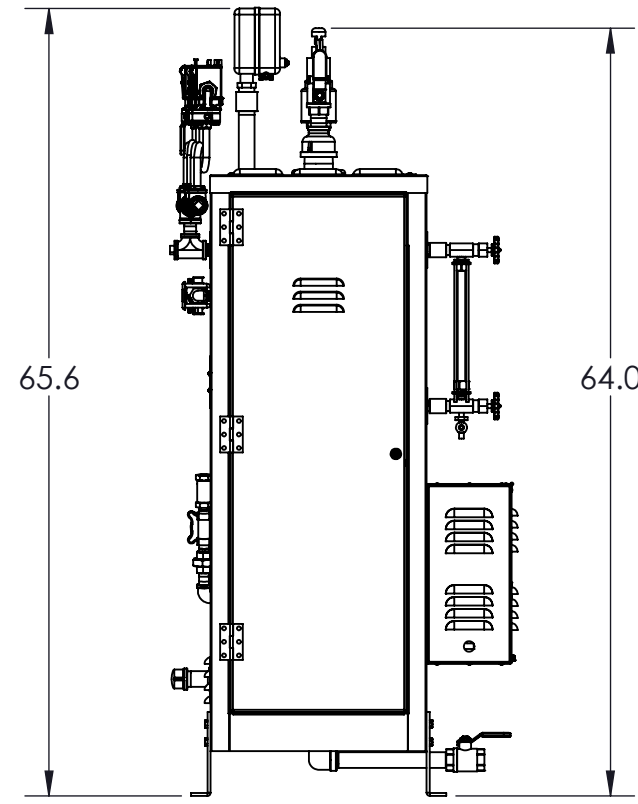
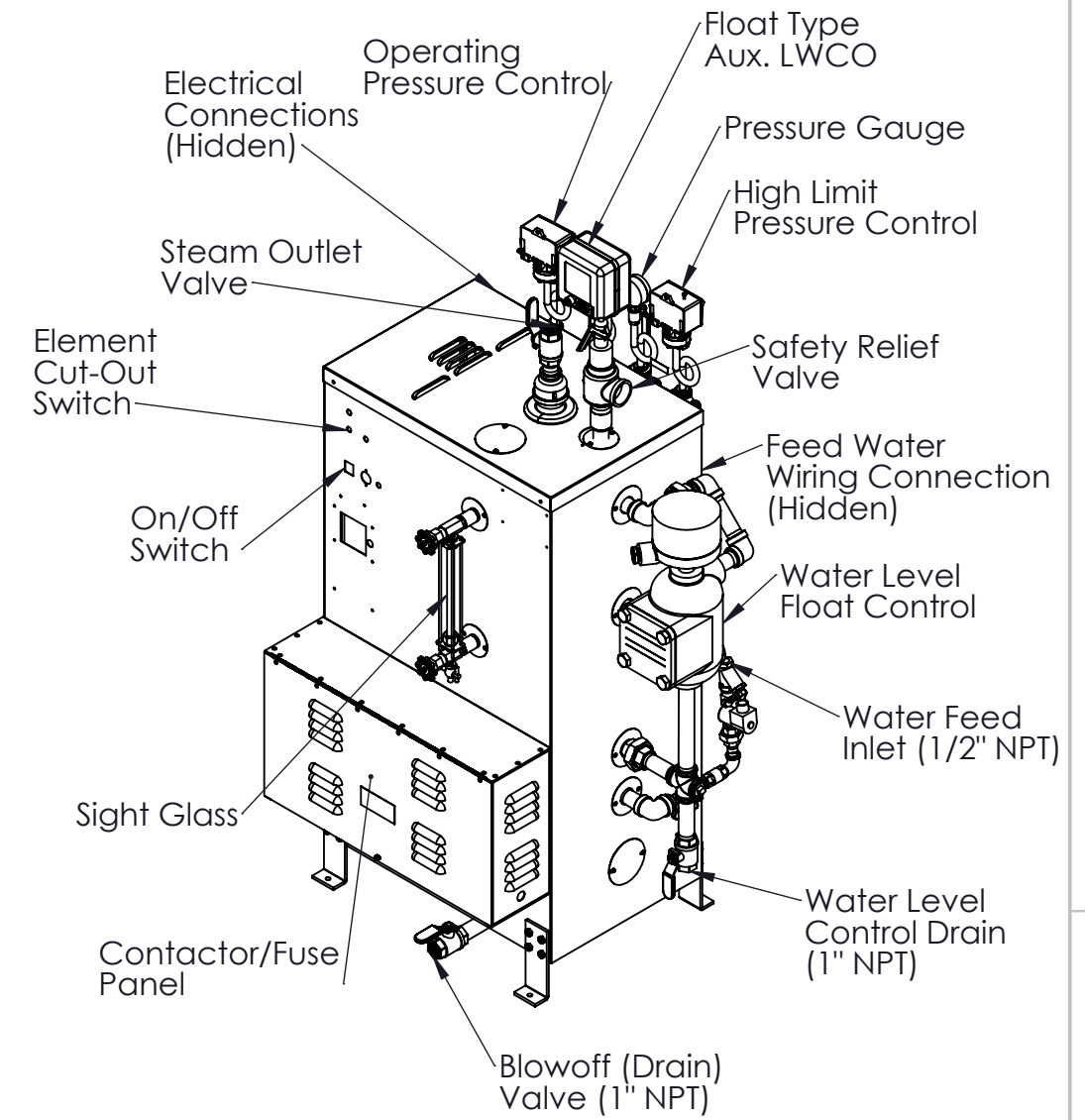
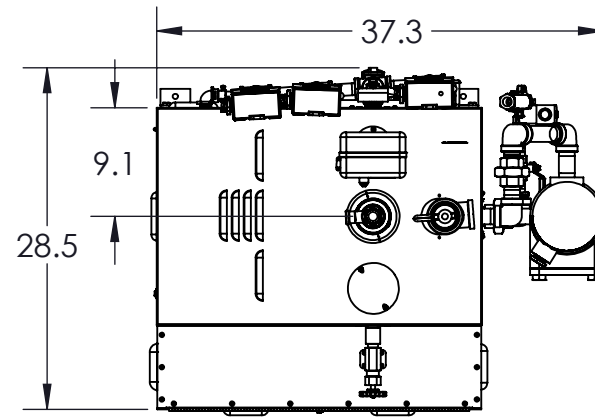
3

2

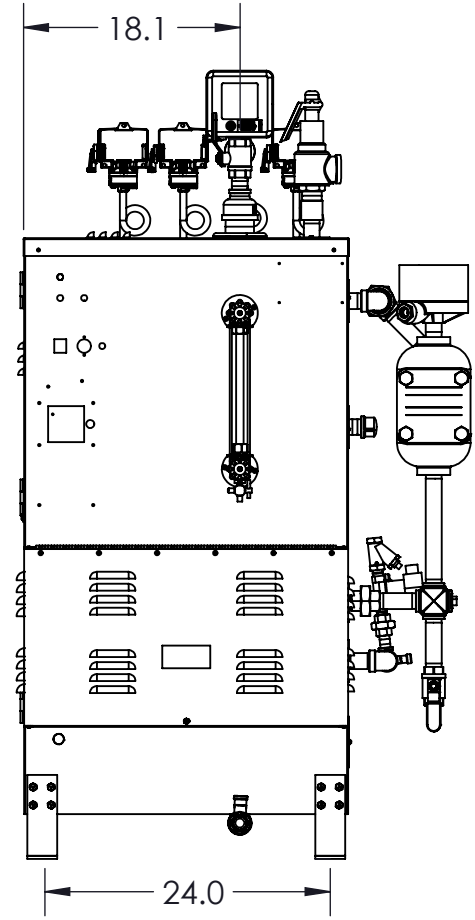
1

Notes:

- 1. For SSB135 to SSB180, 15, 50, and 100psi trims, 380V, 415V, 480V & 600V, 3ph
- 2. Boiler is UL listed to standard 834
- 3. Materials of construction:
  - 1. Vessel and Piping: Stainless Steel
  - 2. Jacket: Stainless Steel
- 4. Pressure vessel built in accordance with ASME Section 1 and carries an "M" stamp
- 5. Completed boiler is built in accordance with ASME Section 1 and carries an "E" Stamp
- 6. Refer to Technical Data Sheet at [www.sussmanboilers.com](http://www.sussmanboilers.com) for more information

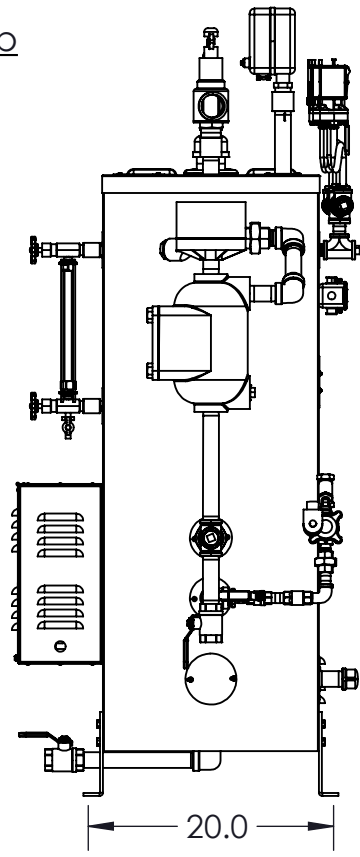


Left



Front

Top



Right

DIMENSIONS ARE SHOWN IN INCHES [CENTIMETERS]  
 TOLERANCES ARE AS FOLLOWS UNLESS OTHERWISE SPECIFIED  
 X.XX X.XXX X.XXXX ANGULAR FINISH  
 ±.12 ±.031 ±.0156 ±1.0° 250

REMOVE AND DEBURR SHARP EDGES AND CORNERS  
 ALL DIMENSIONS ARE AFTER FINISH OR PLATING  
 REFERENCE DIMENSIONS ARE SHOWN IN PARENTHESES ( )  
 CRITICAL DIMENSIONS ARE SHOWN IN

THIS DRAWING AND/OR SPECIFICATIONS ARE THE PROPERTY OF DIVERSIFIED HEAT TRANSFER INC. THIS CONFIDENTIAL AND PROPRIETARY INFORMATION SHALL NOT BE USED, COPIED OR REPRODUCED IN ANY MEANS AS THE BASIS FOR MANUFACTURE OR SALE OF APPARATUS WITHOUT WRITTEN AUTHORIZATION FROM OWNER.



439 MAIN RD. TOWACO NJ 07082  
 PHONE: (800) 221-1522 FAX: (718) 386-7809

TITLE  
 SSB135-SSB180 Electric Steam Boiler  
 15PSI, 50PSI, 100PSI, 380V, 415V, 480V, &  
 600V 3Ph

A	FOR RELEASE	JH	2/14/24	THIRD ANGLE PROJECTION	DWG. SCALE	MATERIAL SPEC:	NAME	DATE	DWG#	REV
REV	ECN	REVISION DESCRIPTION	NAME	DATE	1:32		DRAWN BY	JH	2/14/2024	SSB135-SSB180
							CHECKED BY		SHEET 1 OF 2	

4

3

2

1

4

3

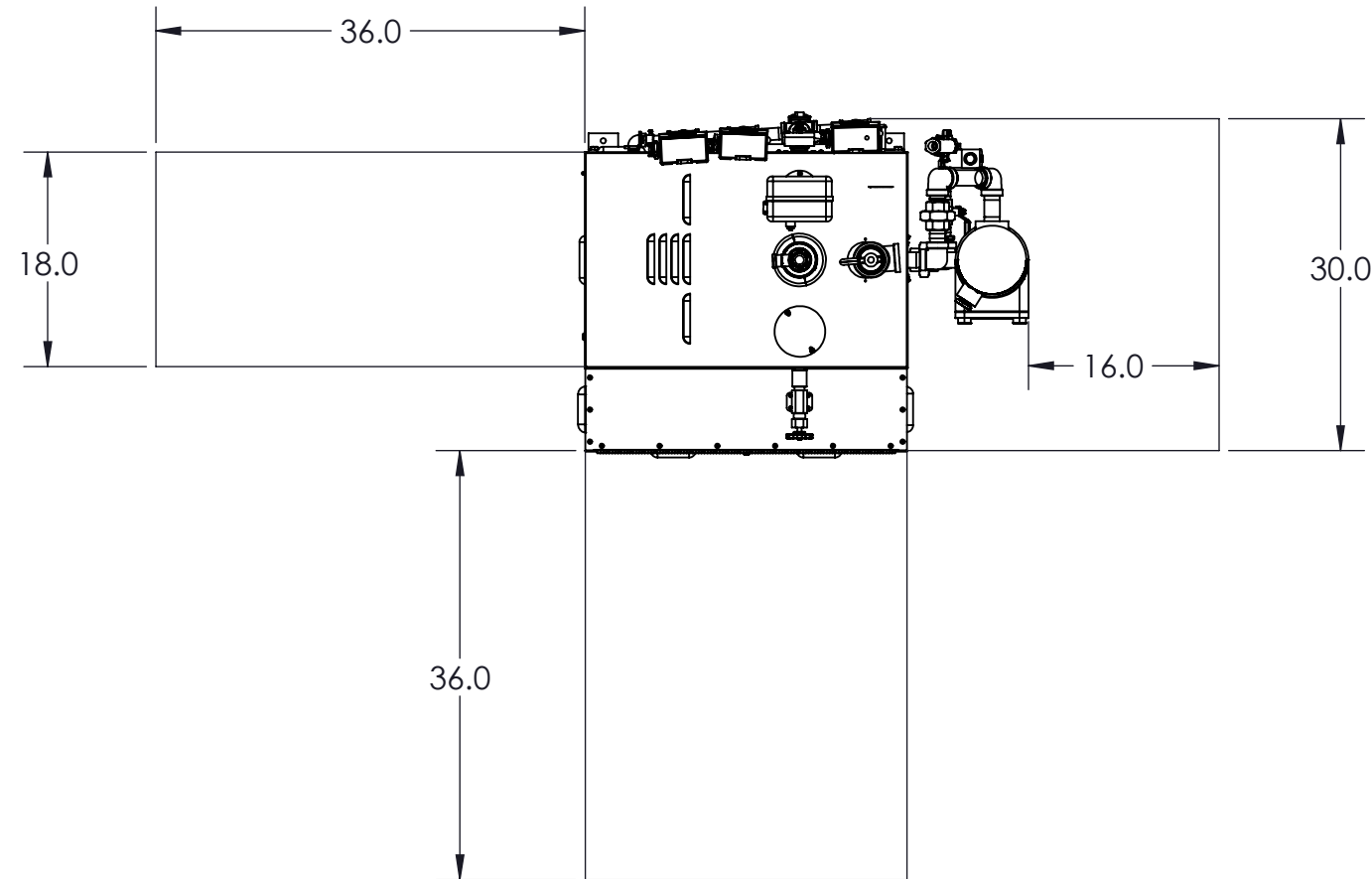
2

1

Notes:

1. Minimum 1" clearance to all combustible materials
2. Service clearances to be in conformance to NEC requirements

## Service Clearance Requirements



Boiler	kW	Pressure	Elements	Voltage	Amp Draw	Control Voltage	Steam Flowrate (lbs/hr)	Feed Water Consumption (GPM)	Recommened Min. Feed Water Rate (gpm)
SSB135	142	15 50 100	8 x 18kw	380	216	240	433	0.87	2.6
				415	198				
				480	171	120			
600	137								
SSB160	157.5		7 x 22.5kw	380	240	240	475	0.95	2.9
				415	219				
				480	190	120			
600	152								
SSB180	180		8 x 22.5kw	380	274	240	542	1.09	3.3
		415		251					
		480		217	120				
600	173								
Boiler	Total Volume (gal)	Operating Volume (gal)	Dry Weight	Wet Weight	Shipping Weight	Steam Outlet Size (NPT)	Water Feed Inlet Size (NPT)	Drain Outlet Size (NPT)	Safety Valve Outlet Size (NPT)
SSB135	36.5	22.8	638	836	720	1-1/2" (15) 1" (50 & 100)	1/2"	1"	1-1/2" (15)
SSB160									1" (50)
SSB180									1-1/4" (100)
Note: All weights do not include options. See option drawings for additional weights									

DIMENSIONS ARE SHOWN IN INCHES (CENTIMETERS)  
TOLERANCES ARE AS FOLLOWS UNLESS OTHERWISE SPECIFIED  
X.XX X.XXX X.XXXX ANGULAR FINISH  
±.12 ±.031 ±.0156 ±1.0° 250  
REMOVE AND DEBURR SHARP EDGES AND CORNERS  
ALL DIMENSIONS ARE AFTER FINISH OR PLATING  
REFERENCE DIMENSIONS ARE SHOWN IN PARENTHESES ( )  
CRITICAL DIMENSIONS ARE SHOWN IN   

THIS DRAWING AND/OR SPECIFICATIONS ARE THE PROPERTY OF DIVERSIFIED HEAT TRANSFER INC. THIS CONFIDENTIAL AND PROPRIETARY INFORMATION SHALL NOT BE USED, COPIED OR REPRODUCED IN ANY MEANS AS THE BASIS FOR MANUFACTURE OR SALE OF APPARATUS WITHOUT WRITTEN AUTHORIZATION FROM OWNER.



439 MAIN RD. TOWACO NJ 07082  
PHONE: (800) 221-1522 FAX: (718) 386-7809

TITLE  
SSB135-SSB180 Electric Steam Boiler  
15PSI, 50PSI, 100PSI, 380V, 415V, 480V, &  
600V 3Ph

A		FOR RELEASE	JH	2/14/24	THIRD ANGLE PROJECTION	DWG. SCALE	MATERIAL SPEC:		NAME	DATE	DWG#	REV
REV	ECN	REVISION DESCRIPTION	NAME	DATE		1:16		DRAWN BY	JH	2/14/2024	SSB135-SSB180	
								CHECKED BY			SHEET 2 OF 2	

4

3

2

1